

Practice Test

11⁺ Non-verbal Reasoning

Read the instructions carefully.

- Do not begin the test or open the booklet until told to do so.
- Work as quickly and as carefully as you can.
- Circle the correct letter from the options given to answer each question.
- You may do rough working on a separate sheet of paper.
- If you make a mistake rub it out and circle the new answer clearly.
- You will have 30 minutes to complete the test.

Text © Alison Primrose, 2007

The right of Alison Primrose to be identified as author of this work has been asserted by her in accordance with the Copyright, Designs and Patents Act 1988.

All rights reserved. No part of this publication may be reproduced or transmitted in any form or by any means, electronic or mechanical, including photocopying, recording or any information storage and retrieval system, without permission in writing from the publisher or under licence from the Copyright Licensing Agency Ltd, of Saffron House, 6–10 Kirby Street, London, EC1N 8TS.

Any person who commits any unauthorised act in relation to this publication may be liable to criminal prosecution and civil claims for damages.

First published in 2002 by:
Nelson Thornes Ltd

This edition published 2007 by:
Nelson Thornes Ltd, Delta Place, 27 Bath Road
CHELTENHAM GL53 7TH, United Kingdom

07 08 09 10 11 / 10 9 8 7 6 5 4 3 2 1

A catalogue record for this book is available from the British Library

ISBN 978 0 7487 8121 8

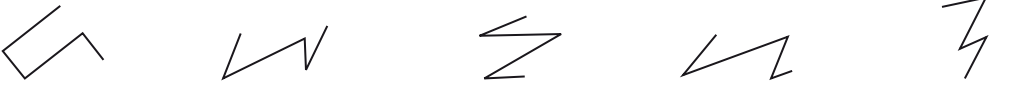


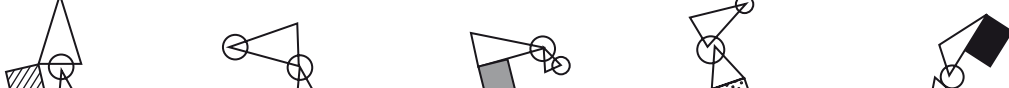
Page make-up by Wearset Ltd

Printed and bound in Croatia by Zrinski

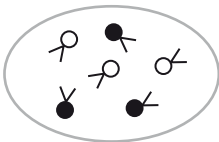
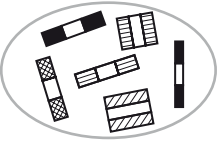
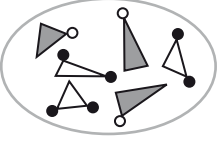
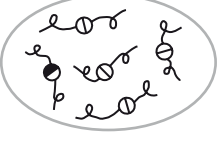
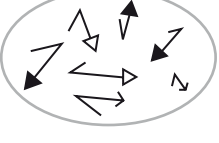

Published by Nelson Thornes. Nelson Thornes is a Wolters Kluwer company, and is not associated in any way with NFER-Nelson.

Section 1

Which is the odd one out? Circle the letter.


- 1  a b c d e
- 2  a b c d e
- 3  a b c d e
- 4  a b c d e

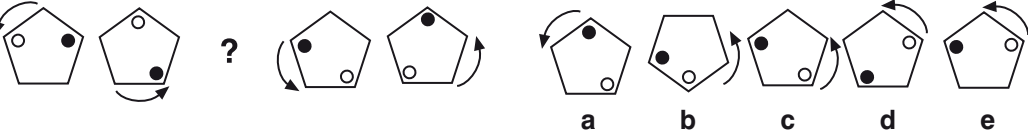
Which pattern on the right belongs in the group on the left? Circle the letter.

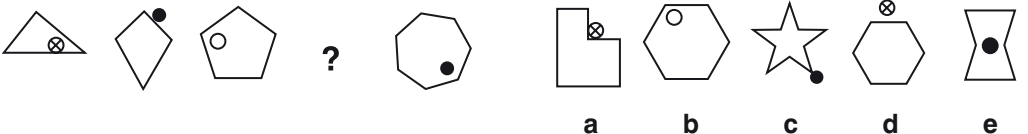
- 5  a b c d e
- 6  a b c d e
- 7  a b c d e
- 8  a b c d e
- 9  a b c d e
- 10  a b c d e

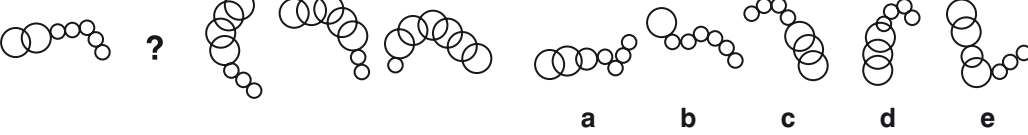
Section 2


Which one comes next? Circle the letter.


1 

2 

3 

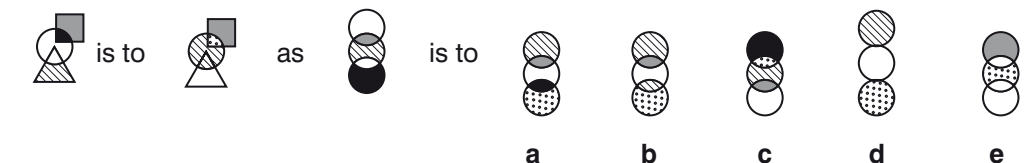
4 

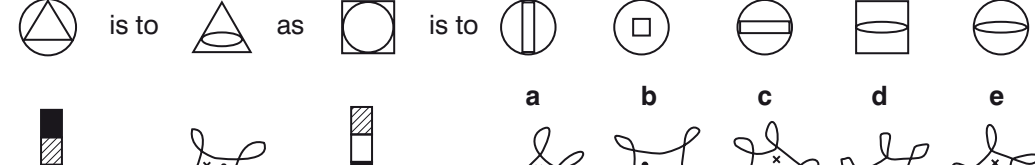
5 

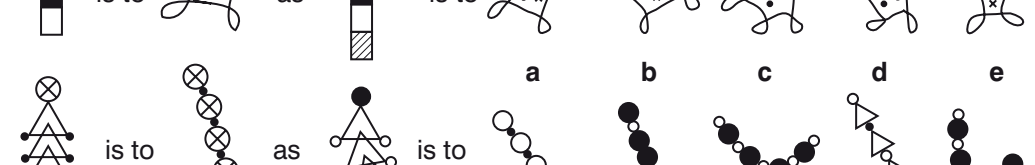
6 

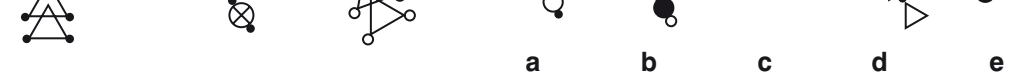
Section 3

Which shape or pattern on the right completes the second pair in the same way as the first pair? Circle the letter.

1 

2 

3 

4 

5 is to as is to

6 is to as is to

7 is to as is to

8 is to as is to

1

1

1

1

8
TOTAL

Section 4

Which code matches the shape or pattern given at the end of each line? Circle the letter.

1 CW BX AY BZ CY
a b c d e

2 CM BJ BK AL CK
a b c d e

3 WN SJ ZF SN SF
a b c d e

4 CU BS AT CV AV
a b c d e

5 AE CF CG BH AF
a b c d e

1

1

1

1

6							NR	LS	MT	NS	LU
	NU	LT	MS	NT	MR	?	a	b	c	d	e
7							DX	BY	FX	BX	FW
	DY	DW	FY	HX	BW	?	a	b	c	d	e
8							DM	BM	CJ	DK	BL
	DL	BK	CM	BL	AJ	?	a	b	c	d	e

1

1

8

TOTAL

Section 5

Which shape or pattern completes the larger square? Circle the letter.

1						
		a	b	c	d	e
2						
		a	b	c	d	e
3						
		a	b	c	d	e
4						
		a	b	c	d	e
5						
		a	b	c	d	e
6						
		a	b	c	d	e


1

1

1

1

1



a



b



c




d



e

1



a



b



c

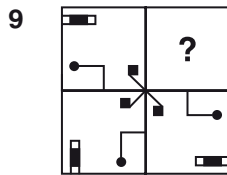


d



e

1



a



b



c

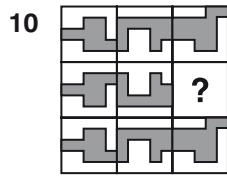


d



e

1



a



b



c



d



e


1

10

TOTAL

Section 6

Which shape on the right is the reflection of the shape given on the left? Circle the letter.



a



b



c

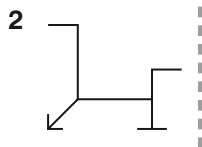


d



e

1



a



b



c



d



e

1



a



b



c


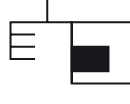






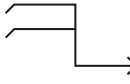

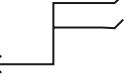


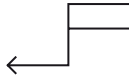
d









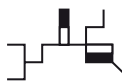





e



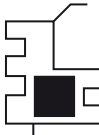
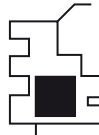

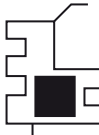
1

4  a  b  c  d  e 

5  a  b  c  d  e 

6  a  b  c  d  e 

7  a  b  c  d  e 

8  a  b  c  d  e 

1

1

1

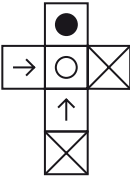





1

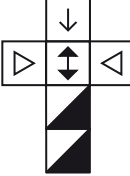





1

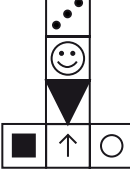





8
TOTAL

Section 7

Which cube cannot be made from the given net? Circle the letter.

1  a  b  c  d  e 

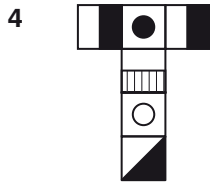
2  a  b  c  d  e 

3  a  b  c  d  e 

1

1

1



a



b



c

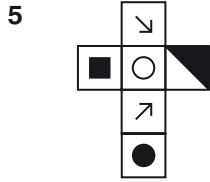


d



e

Which cube can be made from the given net? Circle the letter.



a



b



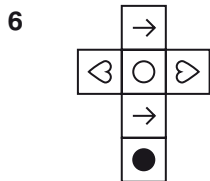
c



d



e



a



b



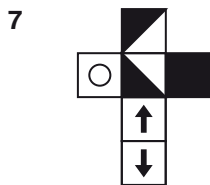
c



d



e



a



b



c

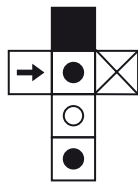


d

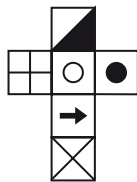


e

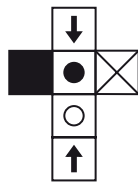
Which net makes the cube? Circle the letter.



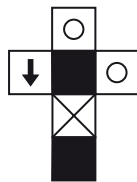
a



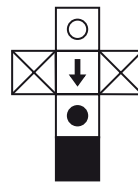
b




c




d



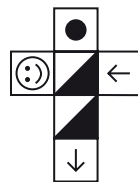
e




a




b



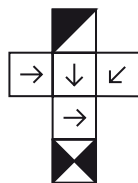
c



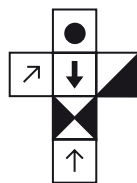
d



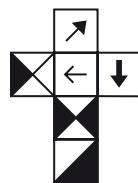
e



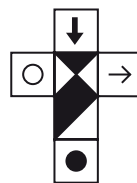
a




b



c



d



e