

Gloucestershire Entrance Test Familiarisation Booklet

Information

This familiarisation booklet is designed to inform parents and candidates about the Entrance Test in order to:

- Give a feel for the appearance of the actual assessment.
- Introduce some of the symbols and phrases used in the assessment.
- Inform parents and candidates of the invigilation procedure.
- Indicate the range of disciplines that will be tested.
- Highlight the range of answer formats used in the test.

This booklet also includes examples to indicate the range of skills required to complete the assessment and the manner in which questions are answered. This familiarisation booklet is NOT definitive and the inclusion of any question types does not guarantee that they will be found in the final assessment.

Please note: there are no commercially available practice test papers for these assessments.


Information about the assessments

- The page number is in the top corner of each page.
- The title of each section is provided on the top line of each page.
- The timings for each section are shown on the example pages.


Instructions at the bottom of the pages inform you:

- if you can continue to the next page;
- when you should wait for instructions before you turn the page;
- when you have reached the end of a section and you should wait for instructions.

Symbols and phrases used in the assessments



Symbol Description:
Time allowed for the section.



Symbol Description:
Go to the next page.



Symbol Description:
Do not turn the page until you are told to do so.



Symbol Description:
Stop working and await instructions.

The testing process

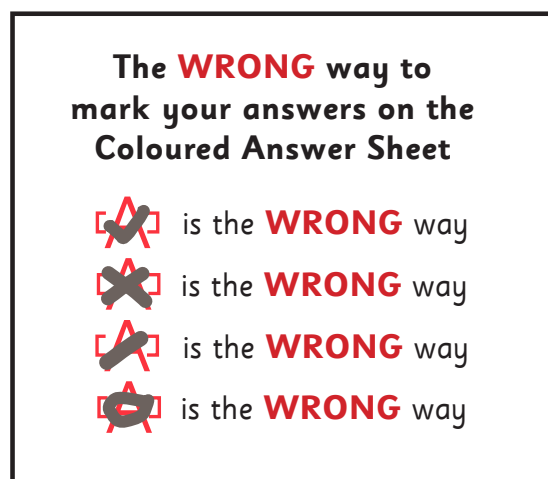
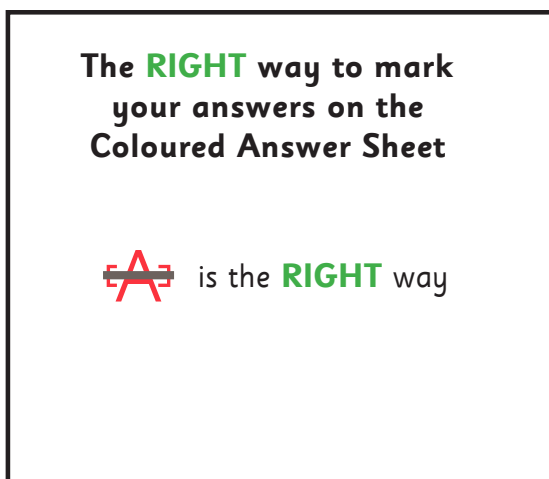
- There are two papers, each administered in about one hour.
- Instructions are provided by a prepared audio soundtrack.
- Before the assessment begins, candidates are asked to write their full name on their question booklet.
- Candidates are asked to check that their personal details on the front page of their answer sheet are correct and to write their full name in the box provided.
- Each paper comprises several individually timed sections.
- There are examples describing how to answer the questions at the start of each section.
- Example questions are numbered using Roman numerals from i up to vi. The numbers are pronounced on the audio soundtrack as follows:

i means one ii means two iii means three iv means four v means five vi means six

- Within each section, candidates can refer back to the examples page as often as they wish.
- Before each section starts, the candidate will be told the time available for the section.

Answering the questions

- All answers are to be completed on the **separate answer sheet**. Answers should **not** be written on the question booklet.
- Mark your answer by drawing a clear line through the appropriate box.
- Mark only one answer for each question. The right and wrong ways to answer the questions are shown below:



- Always use an HB pencil to answer the questions. Rub out any errors, do not cross them out.
- Candidates can use the question booklet for rough working, but should not write any working out on the answer sheet.
- Candidates should attempt to answer as many questions as they can. If they find a question that they cannot answer, they should move on to the next question until they reach the end of the section.
- Candidates will not lose marks for incorrect answers.
- If there is time left at the end of a section, candidates should go back and answer any questions they have missed, but within that section only.

An example answer sheet is included on page seven of this booklet.

Candidates can use the answer sheet to answer the following questions.

Questions that test Verbal Ability

Find the Missing Words

In each of the following sentences, there is a word missing. Please complete each sentence by selecting one word from the options A-E. Mark your answer on the answer sheet.

A	B	C	D	E
quiet	visit	people	hotel	tourist

Buckingham Palace is one of the most famous **Example i** attractions in London.

The correct answer is E, tourist. The answer E has been marked for you on the answer sheet on page seven.

A	B	C	D	E
demolish	notice	celebrate	find	show

Alisha was organising a surprise party to **Question 1** Grandpa's birthday.

Mark the answer on your answer sheet.

Comprehension

Carefully read through the passage of writing and answer the questions that follow. Mark your answer on the answer sheet by choosing one of the options A-D.

Mother's Day probably has its origins in Greek or Roman times. In more recent centuries, it has marked occasions when servants were granted an afternoon off work to visit their mothers. A commercial element has added a contemporary twist to the tradition with the advent of Mother's Day cards.

Example i

When does the passage suggest that the tradition of Mother's Day began?

- A** No-one can guess when it may have started.
- B** It is a modern invention.
- C** It is likely to date back to Ancient Rome or Greece.
- D** Last century, when servants were given time off work to see their mothers.

The correct answer is C. The answer C has been marked for you on the answer sheet.

1 What does the author say about the effect of Mother's Day cards on this tradition?

- A** They provide a money-making opportunity.
- B** They have brightened up the celebrations.
- C** They have twisted the real meaning of Mother's Day.
- D** They are not necessary for this historic celebration.

Mark your answer on the answer sheet.

Vocabulary: Opposite Words

Select the word that means the **OPPOSITE** of the word on the left. Mark your answer on the answer sheet by choosing one of the options A-E.

Example i

	A	B	C	D	E
enormous	cheap	tiny	lively	terrible	happy

The correct answer is B, tiny. The answer B has been marked for you on the answer sheet.

1 adore

A	B	C	D	E
despise	insist	avoid	finish	shout

Mark the answer on your answer sheet.

2 decline

A	B	C	D	E
believe	discover	control	accept	suggest

Mark the answer on your answer sheet.

Questions that test Numerical Ability

Example i

Jane is driving from Manchester to Birmingham, when she sees a road sign.

The road sign says

Birmingham 49 miles

The distance from Manchester to Birmingham is 87 miles. How many miles has she already driven?

The answer is 38. The answer 38 has been completed for you on your answer sheet.

The number 38 is written in the top boxes and the corresponding digits are marked below.

Example ii

In a sale, girls' tops are on offer at £4.49 each. Emily chooses three tops and pays for them with a £20 note. How much change should she receive?

A	B	C	D	E
£6.43	£6.47	£6.53	£6.57	£6.73

The answer is C, £6.53. The answer C has been marked for you on your answer sheet.

- 1** In a survey of Year 6 pupils, 25% said their favourite colour was red. If 16 pupils said red, how many pupils are there in Year 6?

Complete the answer on your answer sheet.

- 2** I think of a number N . I add 5 to N and then multiply the answer by 3. The result is 84. What is the number N that I first thought of?

Complete the answer on your answer sheet.

A group of Year 6 children conducted a study of vehicles travelling along the road outside their school. Here are some facts from the study:

- 153 vehicles were recorded in total
- Twice as many vehicles travelled north as travelled south
- No vehicles stopped on the road
- 3 buses were recorded
- 12 lorries were recorded

Use this information to answer the following questions.

For each question, choose one of the options A – E.

- 3** If the only vehicles that were recorded were cars, buses and lorries, how many cars travelled along the road?

A	B	C	D	E
134	136	138	140	141

Mark your answer on the answer sheet.

- 4** How many vehicles travelled north?

A	B	C	D	E
73	77	81	84	102

Mark your answer on the answer sheet.

- 5** This study lasted for 3 hours and the traffic was quite evenly spread over this time. What is the most likely number of vehicles recorded in the first hour of the study?

A	B	C	D	E
20	47	71	82	104

Mark your answer on the answer sheet.

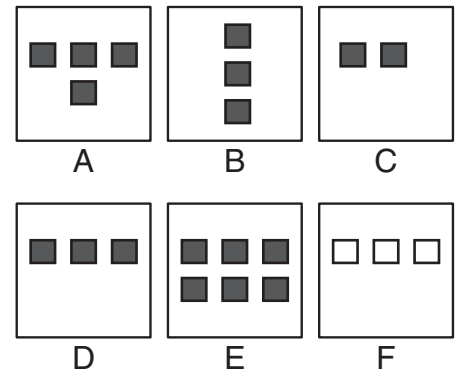
Questions that test Non-verbal Ability

There is a set of pictures on the left with a missing picture shown by a question mark. Pick one of the pictures from the right to complete the set.


Example i



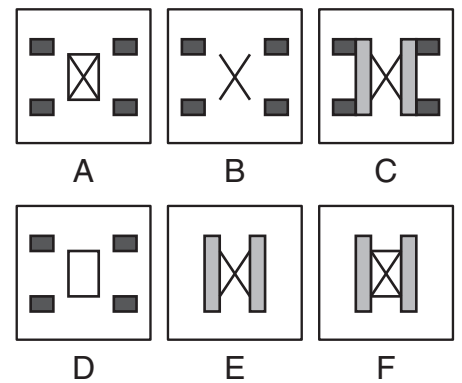
The correct answer is D.
The answer D has been marked for you on the answer sheet.



Example ii



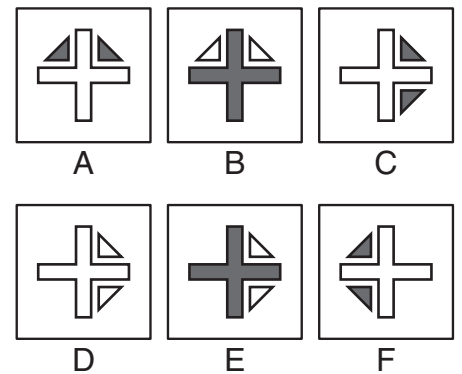
The correct answer is B.
The answer B has been marked for you on the answer sheet.



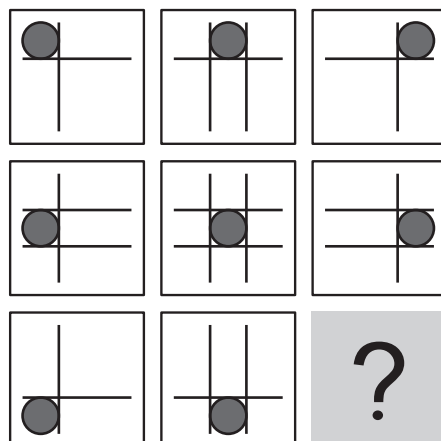
1



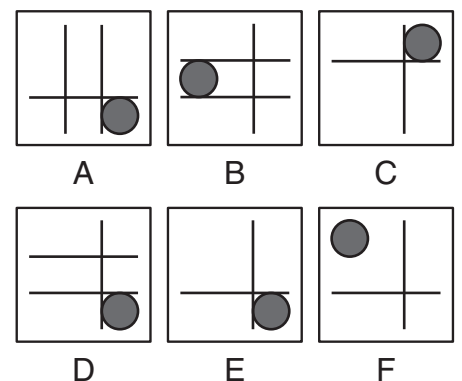
Mark your answer on the answer sheet.



2



Mark your answer on the answer sheet.



Entrance Test

Pupil ID : 12345
 Pupil Name : John Smith
 Date of Birth : 01/01/2004
 Venue : Parkview School



1

Instructions

1. Check that you are marking the answer for the correct question number.
2. Mark ONE answer only for each question in your test booklet.
3. Mark boxes like this
4. Use an HB pencil and rub out any errors thoroughly.

Please write your full name here:

Find the Missing Words

Example
 i A B C D E

Question

1 A B C D E

Comprehension

Example
 i A B C D

Question

1 A B C D

Opposite Words

Example
 i A B C D E

Questions

1 A B C D E

2 A B C D E

Numerical Ability

Examples
 i

3	8
<input type="checkbox"/> 0	<input type="checkbox"/> 0
<input type="checkbox"/> 1	<input type="checkbox"/> 1
<input type="checkbox"/> 2	<input type="checkbox"/> 2
<input checked="" type="checkbox"/> 3	<input type="checkbox"/> 3
<input type="checkbox"/> 4	<input type="checkbox"/> 4
<input type="checkbox"/> 5	<input type="checkbox"/> 5
<input type="checkbox"/> 6	<input type="checkbox"/> 6
<input type="checkbox"/> 7	<input type="checkbox"/> 7
<input type="checkbox"/> 8	<input checked="" type="checkbox"/> 8
<input type="checkbox"/> 9	<input type="checkbox"/> 9

ii A B C D E

Questions

1

<input type="checkbox"/> 0	<input type="checkbox"/> 0
<input type="checkbox"/> 1	<input type="checkbox"/> 1
<input type="checkbox"/> 2	<input type="checkbox"/> 2
<input type="checkbox"/> 3	<input type="checkbox"/> 3
<input type="checkbox"/> 4	<input type="checkbox"/> 4
<input type="checkbox"/> 5	<input type="checkbox"/> 5
<input type="checkbox"/> 6	<input type="checkbox"/> 6
<input type="checkbox"/> 7	<input type="checkbox"/> 7
<input type="checkbox"/> 8	<input type="checkbox"/> 8
<input type="checkbox"/> 9	<input type="checkbox"/> 9

 2

<input type="checkbox"/> 0	<input type="checkbox"/> 0
<input type="checkbox"/> 1	<input type="checkbox"/> 1
<input type="checkbox"/> 2	<input type="checkbox"/> 2
<input type="checkbox"/> 3	<input type="checkbox"/> 3
<input type="checkbox"/> 4	<input type="checkbox"/> 4
<input type="checkbox"/> 5	<input type="checkbox"/> 5
<input type="checkbox"/> 6	<input type="checkbox"/> 6
<input type="checkbox"/> 7	<input type="checkbox"/> 7
<input type="checkbox"/> 8	<input type="checkbox"/> 8
<input type="checkbox"/> 9	<input type="checkbox"/> 9

3 A B C D E

4 A B C D E

5 A B C D E

Non-verbal Ability

Examples
 i A B C D E F
 ii A B C D E F

Questions

1 A B C D E F

2 A B C D E F

The correct answers are printed on the reverse of this answer sheet.

Answers

Find the Missing Words	Comprehension	Opposite Words	Numerical Ability	Non-verbal Ability
1. C	1. A	1. A 2. D	1. 64 2. 23 3. C 4. E 5. B	1. C 2. E